

2015 PROGNOSIS

88% SECURED FUNDING



COUNTRIES

CENTRAL ASIA & SOUTH WEST ASIA (CASWA)

	2015	2014	2013
Afghanistan	9.00 M	8.16 M	6.56 M
Afghanistan - DACAAR	0.26 M	0.26 M	0.27 M
Iran	0.97 M	0.69 M	0.49 M
Kyrgyzstan			0.15 M
Pakistan	1.90 M	1.99 M	1.88 M
Tajikistan	1.49 M	0.92 M	0.40 M
TOTAL	13.61 M	12.01 M	9.74 M

HORN OF AFRICA & YEMEN (HOAY)

	2015	2014	2013
Djibouti	0.37 M	0.05 M	
Ethiopia	7.94 M	4.46 M	0.89 M
Kenya	5.50 M	3.03 M	5.30 M
Regional Office HOAY	0.70 M	3.12 M	
Somalia	21.11 M	23.56 M	25.38 M
Uganda	8.93 M	10.77 M	2.59 M
Yemen	9.25 M	6.66 M	5.11 M
Diaspora	1.05 M	0.60 M	0.60 M
TOTAL	54.84 M	52.24 M	39.87 M

MIDDLE EAST & NORTH AFRICA (MENA)

	2015	2014	2013
Iraq	30.03 M	14.36 M	6.91 M
Jordan	5.08 M	4.50 M	4.12 M
Lebanon	20.57 M	44.75 M	116.17 M
Libya & Tunisia	0.87 M	1.32 M	2.95 M
Regional Office MENA	0.09 M	0.40 M	
Syria	16.88 M	17.70 M	15.64 M
Turkey	10.88 M	7.07 M	3.23 M
TOTAL	84.40 M	90.09 M	149.01 M

WEST AFRICA (WA)

	2015	2014	2013
Burkina Faso	1.68 M		
Guinea	4.64 M	3.11 M	1.08 M
Ivory Coast	2.35 M	1.95 M	2.92 M
Liberia	2.04 M	2.10 M	1.93 M
Mali (2013+14 incl. Burkina Faso)	5.73 M	4.92 M	1.67 M
Nigeria	0.87 M		
TOTAL	17.32 M	12.09 M	7.60 M

EUROPE & ASIA (STAND ALONE OPERATIONS)

	2015	2014	2013
Bangladesh	0.11 M	0.04 M	
Chechnya		1.03 M	1.28 M
Georgia	4.32 M	4.39 M	3.42 M
India		0.32 M	0.44 M
Kosovo	2.62 M	1.88 M	1.68 M
Montenegro	0.14 M	0.10 M	0.14 M
Myanmar	4.33 M	4.72 M	5.18 M
Russia			0.28 M
Serbia	6.18 M	3.89 M	1.48 M
Sri Lanka		0.71 M	2.40 M
Ukraine	13.62 M	0.33 M	0.03 M
TOTAL	31.33 M	17.42 M	16.34 M

CENTRAL AFRICA (STAND ALONE OPERATIONS)

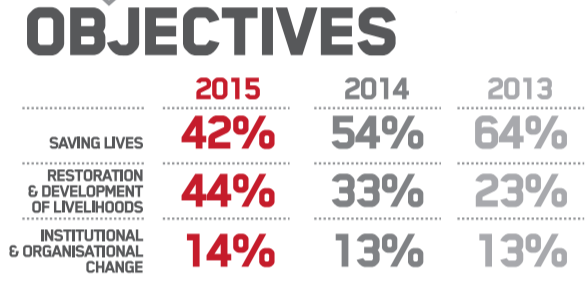
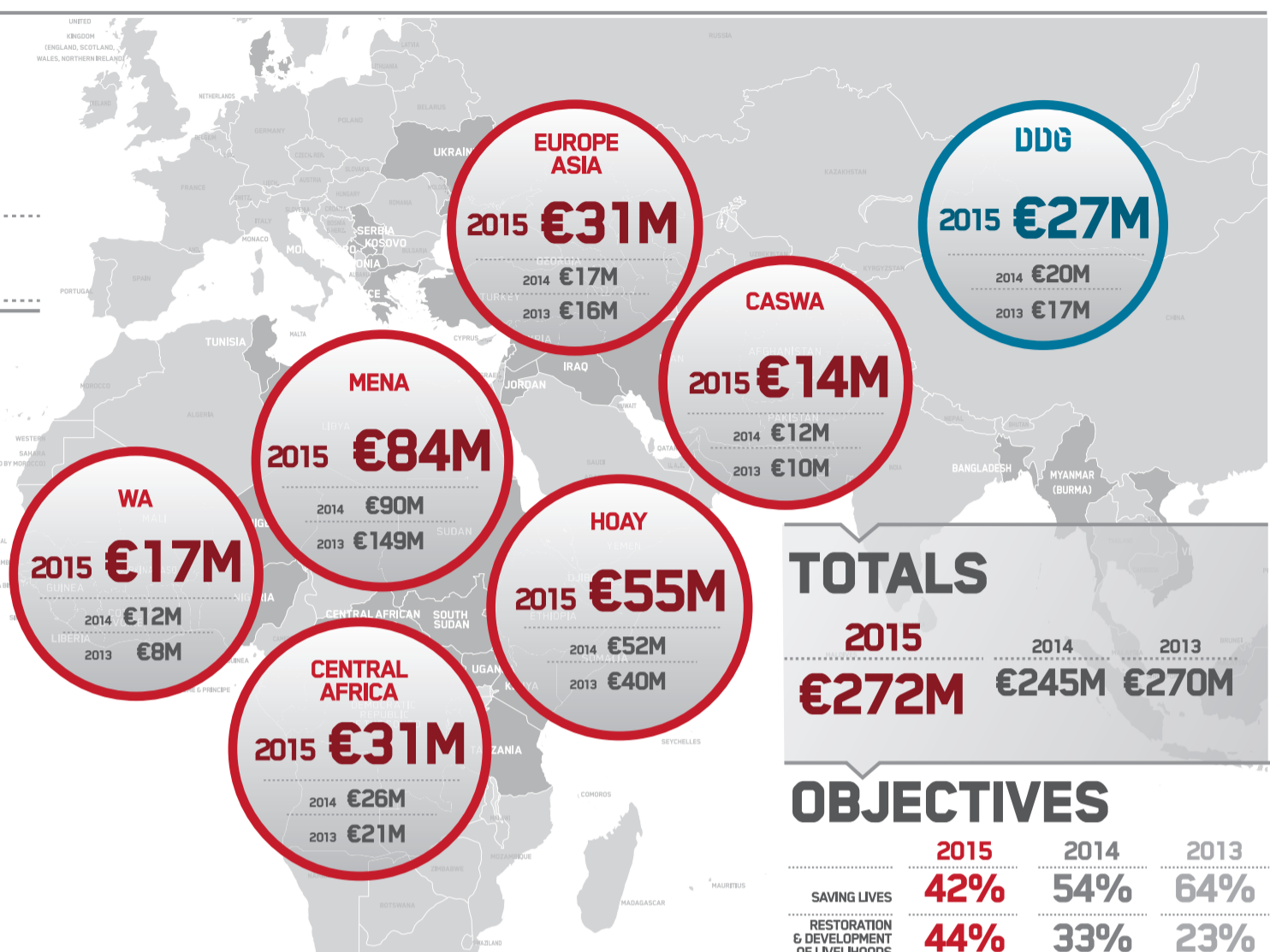
	2015	2014	2013
Central African Republic	12.59 M	7.78 M	3.66 M
DR Congo	1.27 M	1.34 M	1.18 M
South Sudan	14.64 M	14.17 M	13.76 M
Sudan	2.80 M	2.93 M	2.42 M
TOTAL	31.30 M	26.21 M	21.02 M

DANISH DEMINING GROUP (DDG)

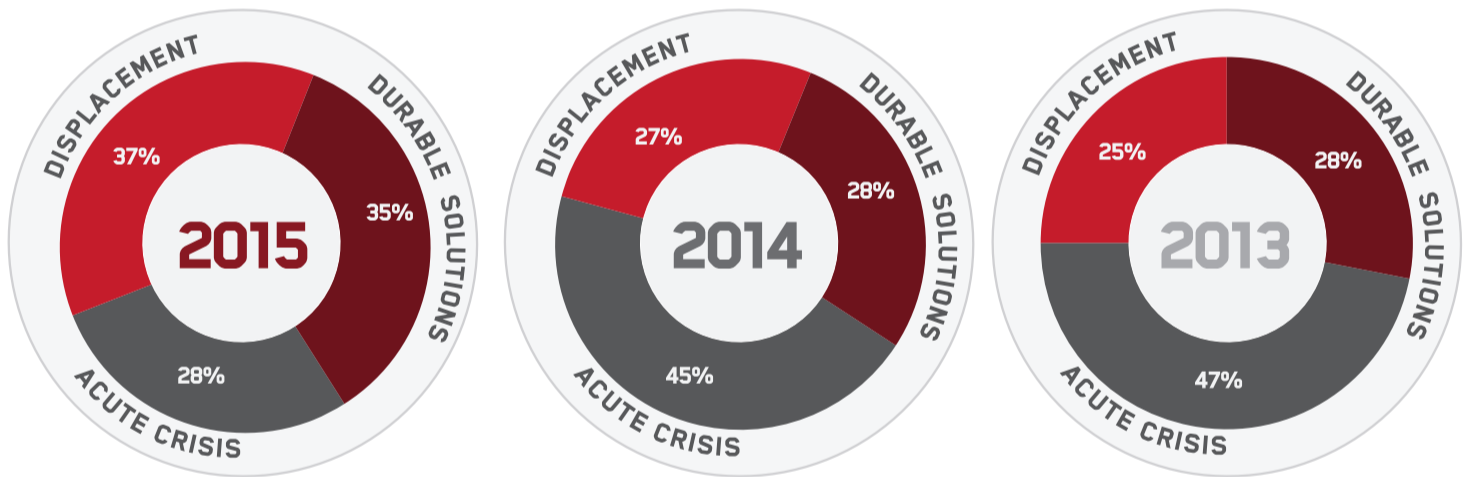
	2015	2014	2013
Afghanistan	2.88 M	3.88 M	3.14 M
Colombia	0.33 M	0.06 M	0.01 M
Guinea	0.44 M		
Iraq	1.55 M	2.01 M	2.71 M
Ivory Coast	0.14 M	0.28 M	0.32 M
Kenya	0.83 M	0.57 M	0.50 M
Libya	2.72 M	1.33 M	0.11 M
Mali, Burkina Faso, Niger (Sahel)	0.50 M	0.85 M	
Myanmar	0.36 M	0.01 M	0.09 M
Niger	0.05 M		
Somalia	13.13 M	7.80 M	6.19 M
South Sudan	1.44 M	2.12 M	3.21 M
Syria	0.35 M	0.32 M	0.32 M
Tunisia	0.13 M	0.11 M	
Turkey	0.31 M	0.02 M	
Ukraine	0.89 M	0.12 M	
Vietnam	0.70 M	0.25 M	0.03 M
Yemen	0.30 M	0.45 M	0.46 M
Other	0.03 M	0.12 M	0.03 M
TOTAL	27.09 M	20.29 M	17.12 M

HQ*

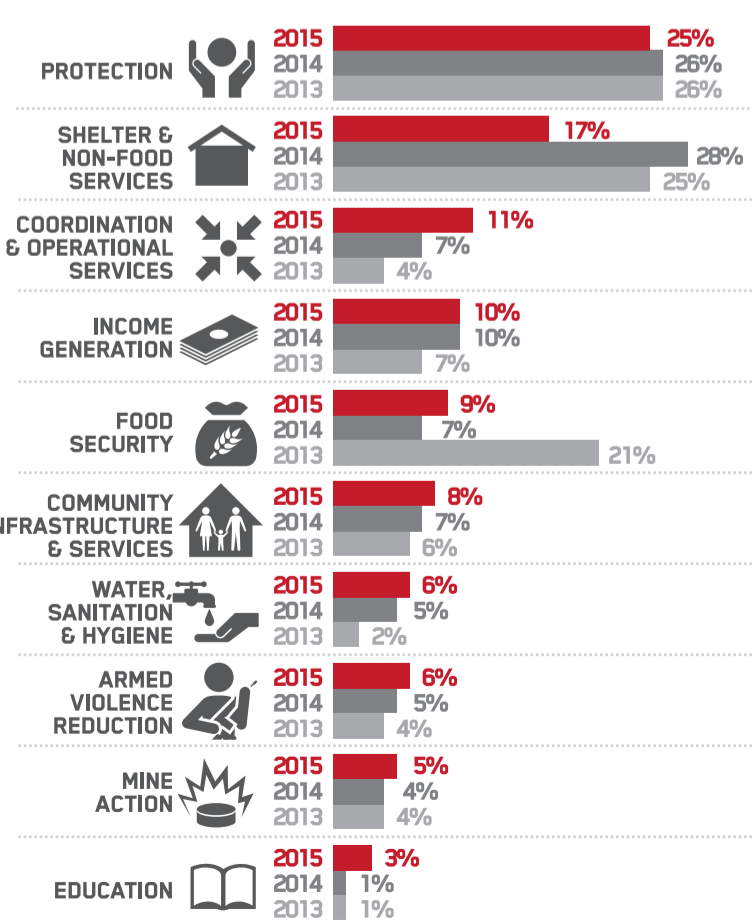
	2015	2014	2013
Denmark	12.05 M	13.56 M	8.97 M
TOTAL	12.05 M	13.56 M	8.97 M



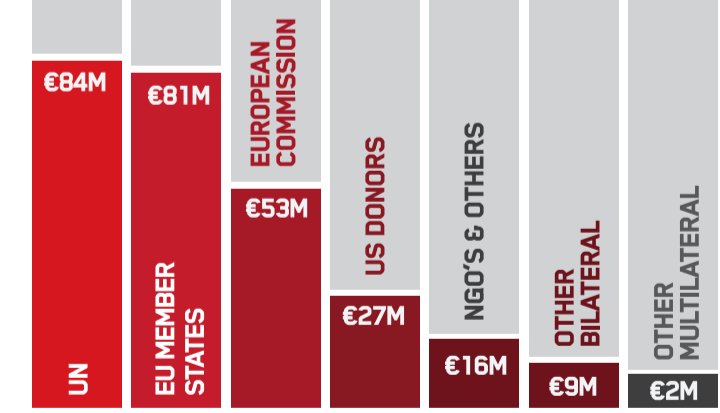
SCENARIOS



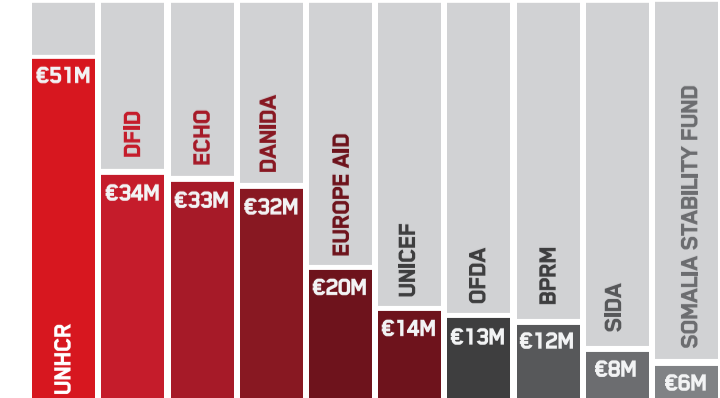
SECTORS



DONORS 2015



TOP 10 INDIVIDUAL DONORS 2015



* HQ: Roster, Risk Management, Safety, Emergency & Policy